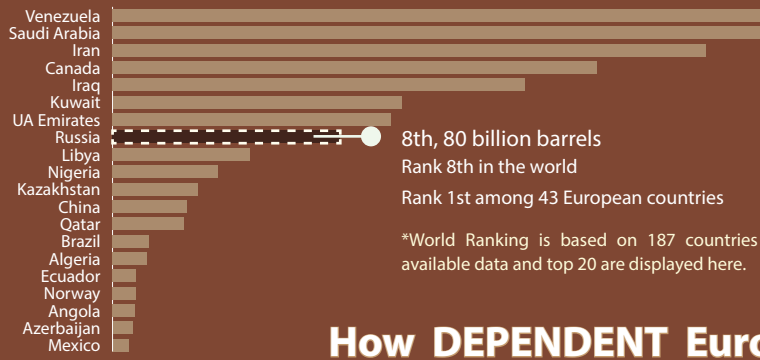


The BIGGEST WEAPON



How much Oil Russia has?

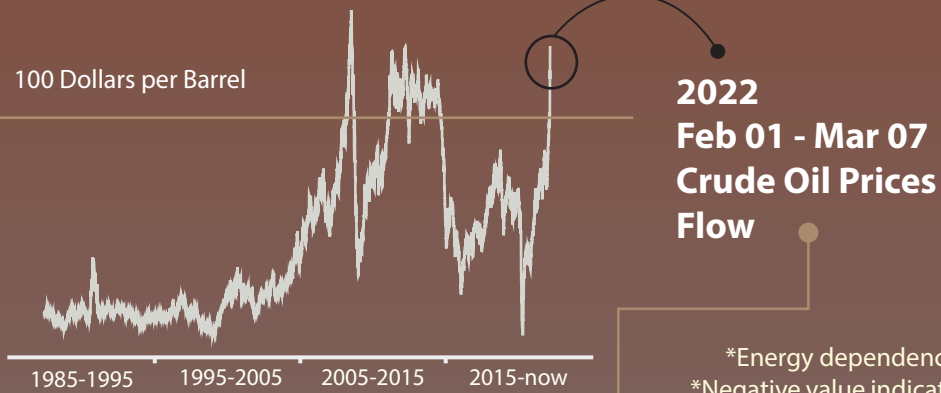
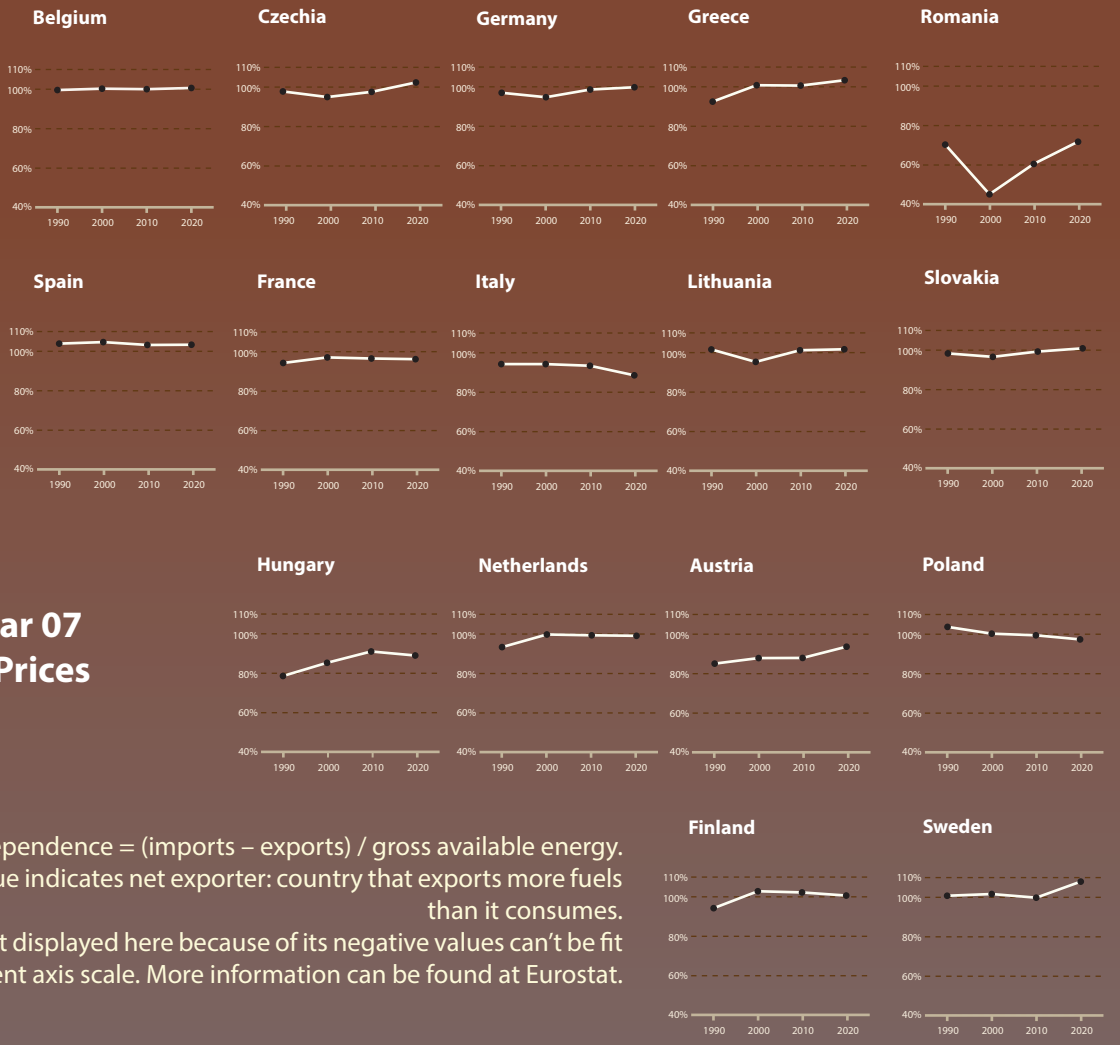
Russia holds 80 billion barrels of proven oil reserves as of 2021, ranking 8th in the world and accounting for about 4.8% of the world's total oil reserves.

How Russian Crude Oil shakes European market as Ukraine conflict looms?

Russia is the major crude oil source for Europe. As Russia's invasion of Ukraine on Feb 24, 2022 goes deeper, oil bans by many countries are moving ahead. However, many European countries are reluctant to impose sanctions on Russian oil imports since their national economies will be greatly harmed anyhow.


How DEPENDENT European countries are from oil energy produced outside Europe?

Below shows 16 European countries' dependence rates on crude oil outside Europe over the past 30 years. The overall average rate is 87.09% (including Denmark), showing strong dependence with a relatively vulnerable and unsteady relationship between importers and exporters



*Energy dependence = (imports - exports) / gross available energy.
*Negative value indicates net exporter: country that exports more fuels than it consumes.
*Denmark is not displayed here because of its negative values can't be fit into current axis scale. More information can be found at Eurostat.

After Russia's invasion of Ukraine on Feb 24, 2022, Crude Oil Price started climbing up and finally came to a climax on March 7, which was \$129.02, being the highest oil price value since the beginning of 2022.

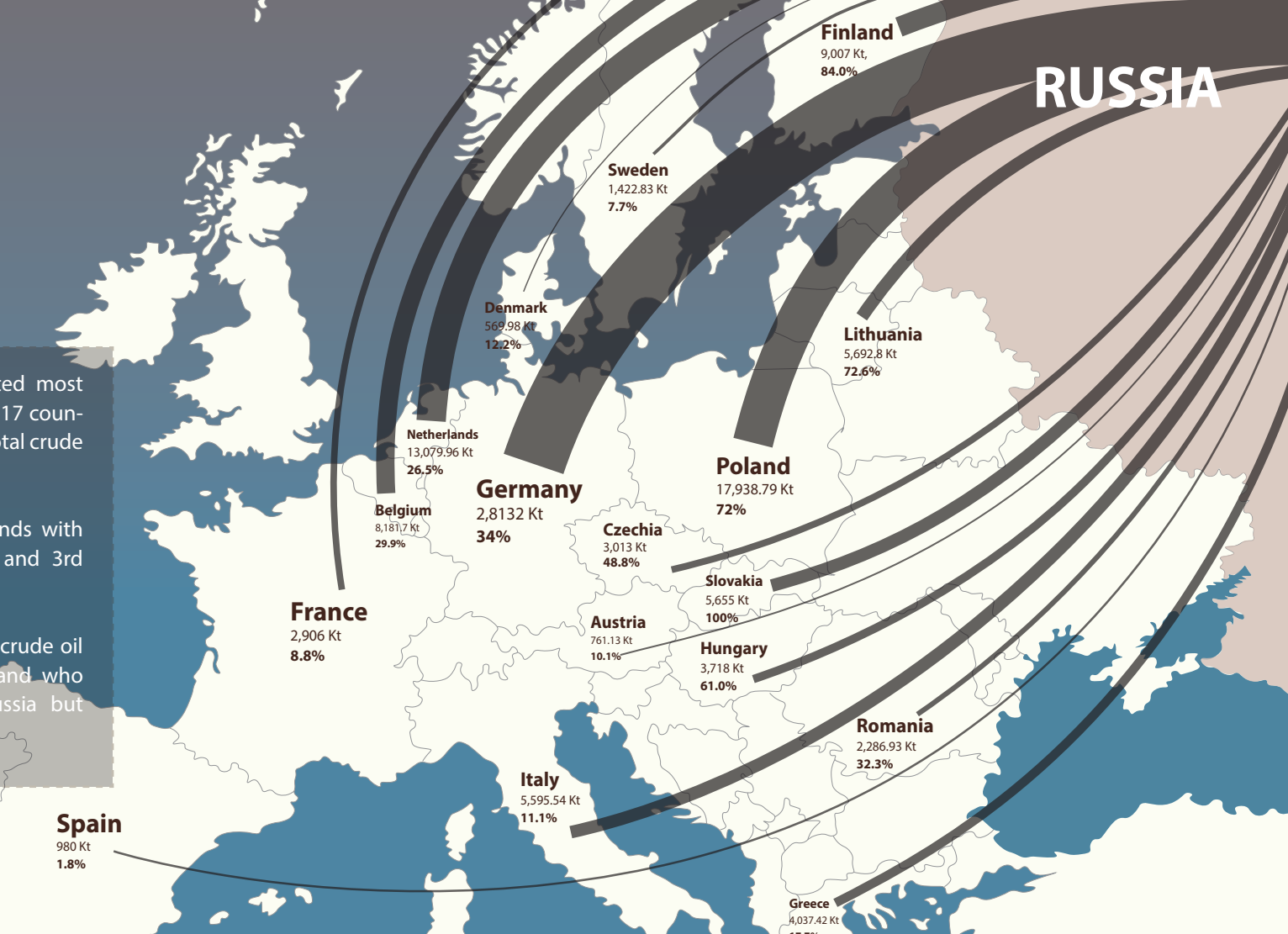


Which European countries imported most Russian crude oil in 2020?

Russia serves as one of 17 countries' major crude oil suppliers among 27 E.U members.

*Flow width proportional to country's crude oil imports from Russia.

*Germany — Country name
2,8132 Kt — Amount of imports from Russia
34% — Share of imports from Russia



The flow map shows Germany imported most Russian crude oil with 28,132 Kt among 17 countries in 2020, accounting for 34% of its total crude oil imports.

Poland with 17938.79 Kt and Netherlands with 13079.96 Kt were placed in the 2nd and 3rd places.

Meanwhile, Slovakia imported 100% of crude oil from Russia in 2020, followed by Finland who imported 9007 Kt crude oil from Russia but accounts for 84% of its total.